

ELECTRONIC BOX DE453A8

For bollards



ACCESS CONTROL – ELECTRONIC PURSE - PREPAYMENT


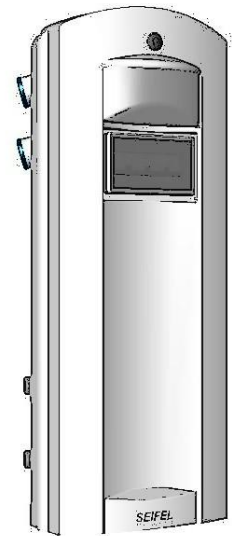
Each point is self-contained and can be configured differently according to the need of the site. (E.g. Occasional users or subscribers)

The user presents his card then selects electricity plug or water using a light on/light off push button.

The contactless smartcards are programmed with SAXO software (see datasheet) with a FP153A USB reader which is connected to a computer.

They can also be managed using the specific harbour or nomadic areas software. Contact us about the compatibility.

Using
RFID card



The DE453 A8 is an electronic box to manage water and electricity from bollards in harbours and areas for nomadic populations.

With a contactless smartcard, 8 outputs are controlled (contactor and/or solenoid valve).



MICRO BE
Plus qu'une carte

www.micro-be.com

Technical specifications



Electronic box integrated in any type of bollards

Electronic box

- ✓ 8 relay outputs to manage contactors or solenoid valves
- ✓ 8 inputs for selection light on/light off push button for plugs or solenoid valves
- ✓ 1 relay output to manage markers
- ✓ 1 smartcard reader
- ✓ Operation lights
- ✓ Buzzer

Power supply

- ✓ The electronic box works with 220 V supply (protection by internal fuse box).
- ✓ The equipment or contactors management works with 220 VAC or 24 VAC.

Options (please contact us)

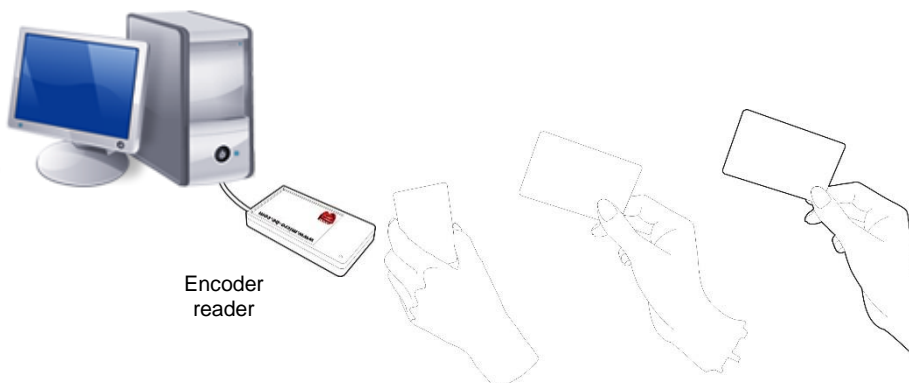
- ✓ 4 electricity consumption detection inputs
- ✓ 4 water debit detection inputs (to record real consumption)
- ✓ Push-buttons
- ✓ Impulsions counter (these products are validated and referenced by our services. Any other requirements can be developed).

The smartcard:

- ✓ Robust, waterproof, forgery-proof.
- ✓ Compatible with all our systems.
- ✓ Thickness 0.8 mm, standard ISO 14443
- ✓ Options: screen process printing and/or numbering on the smartcard, cordless or with badge carrier.

Mechanics

- ✓ Polystyrene shockproof box, grey, IP65, dimensions 155 x 165 x 68 mm
- ✓ Fixed in the bollard on Din-rail support with fastening lug set.
- ✓ Connexion by terminal blocks for the power supplier, solenoid valves and contactor outputs.
- ✓ Cable output by stuffing boxes.
- ✓ Plug connexion for push buttons.
- ✓ Storage temperature: -20°C to +60°C
- ✓ Working temperature: -5° to +55°C



Technical assistance
Installation and
configuration
Formation
Maintenance



Waterproof keyfob
can replace the
smartcard

SELF-CONTAINED

ELECTRONIC PURSE

PREPAYMENT

UPGRADABLE

130 rue Berthelot
Z.I. Toulon Est - BP 387
83085 Toulon cedex 9 FRANCE
GPS : 43°08'56.63 N - 6°02'24.52 E
Telephone: 04 94 14 48 70
Fax: 04 94 14 48 71
micro-be@micro-be.com